



Europe: Self-portrait influences

June 29, 2022



Review time!

Let's review last week's lesson on the
USA: The Art of *Graffiti*

What is Graffiti?

- A) a form of visual communication that are mostly seen on walls of streets**
- B) photography**
- C) Drawing on an ipad**

What is Graffiti?

- A) a form of visual communication that are mostly seen on walls of streets
- B) photography
- C) Drawing on an ipad



How is Graffiti Used?

- A) To look at walls**
- B) To cover up boring walls**
- C) To tell a story; it can be to tell you about a specific moment in time**

How is Graffiti Used?

- A) To look at walls
- B) To cover up boring walls
- C) To tell a story; it can be to tell you about a specific moment in time



How is Graffiti made?

- A) With Hair dye**
- B) with spray paint**
- C) With crayons**

How is Graffiti made?

- A) With Hair dye
- B) with spray paint**
- C) With crayons





Lesson: Self Portrait

What is a self portrait?

The self portrait definition is a portrait of an artist created by themselves of their face.



Who is a famous person that has a self portrait?

Some artists that have famous Self portraits are




- Frida Kahlo
- Vincent Van Gogh
- Pablo Picasso




Fun Fact about Self Portraits!

- The most famous self portrait painter was **Vincent van Gogh**. He painted a picture of himself 37 times from 1886 to 1889.



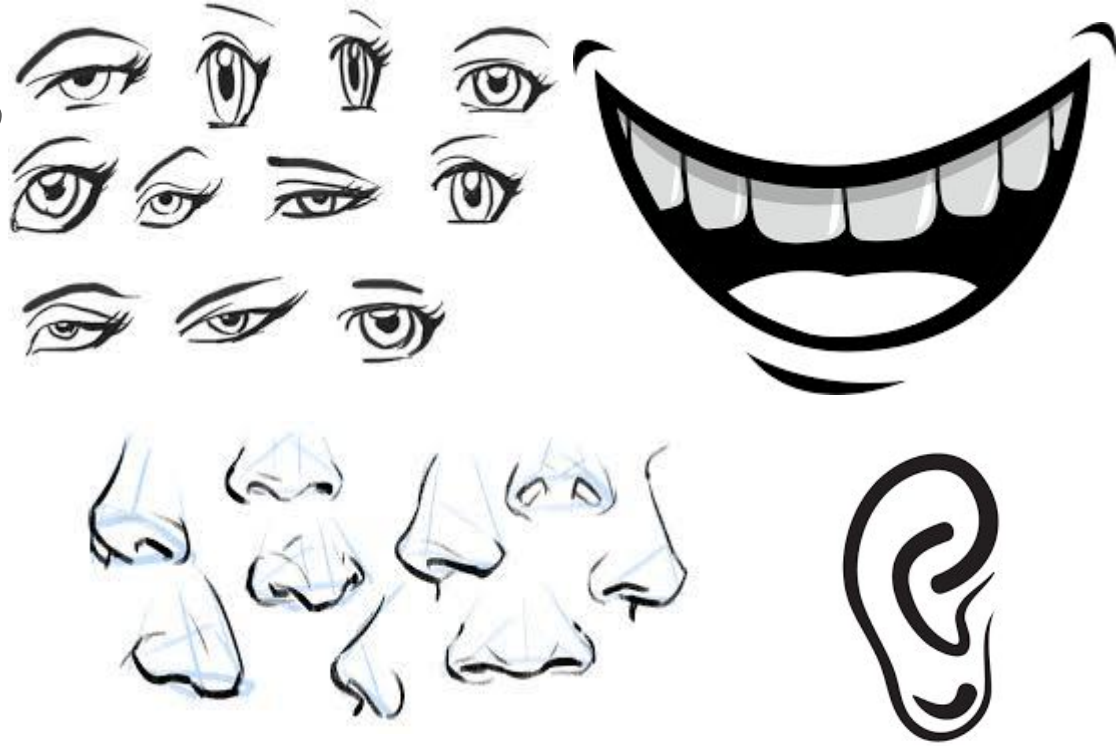
1) Draw the head

**Draw a big oval
shape to represent
your head, also
draw your neck**



2) Draw the your eyes, nose, mouth, and ears

Draw your eyes,
nose, mouth ,
and ears!



3) Add the string to the head!

Draw some lines on the outside of the oval. Add the hair to the paper with glue to make it look like your hair.



4) Draw lines everywhere!

Draw lines on your cheek, nose, under your eyes, and anywhere you'd like just like in the picture! Draw some lines outside your face too!



5) Color everything

Once you've added all the lines and fun shapes, color! Color everything in bright colors and pop colors and neon colors too! Then you are done! This art is inspired by Picasso and now you have your own self portrait!

